

# **ARROW ARIS EDGE Board**

## BSP Installation Guide

## Revisions

<i>REVISION</i>	<i>DATE</i>	<i>DESCRIPTION</i>	<i>STATUS</i>	<i>AUTHOR</i>	<i>REVISER</i>
1.0	24/03/2017	Document created.	release	C.Tagliaferri	A. Ricci
1.1	12/09/2017	Released BSP for SSP 1.3.0.	release	C.Tagliaferri	A. Ricci

## Disclaimer

All rights strictly reserved. Reproduction or issue to third parties in any form is not permitted without written authorization from RELOC s.r.l.

**RELOC s.r.l.**

HEADQUARTERS

Via Borsari, 23/A 43126 – Parma (Italy)

info@reloc.it – [www.reloc.it](http://www.reloc.it)

Land +39-0521-1913460

Fax +39-0521-1913461

## 1. Installation Guide

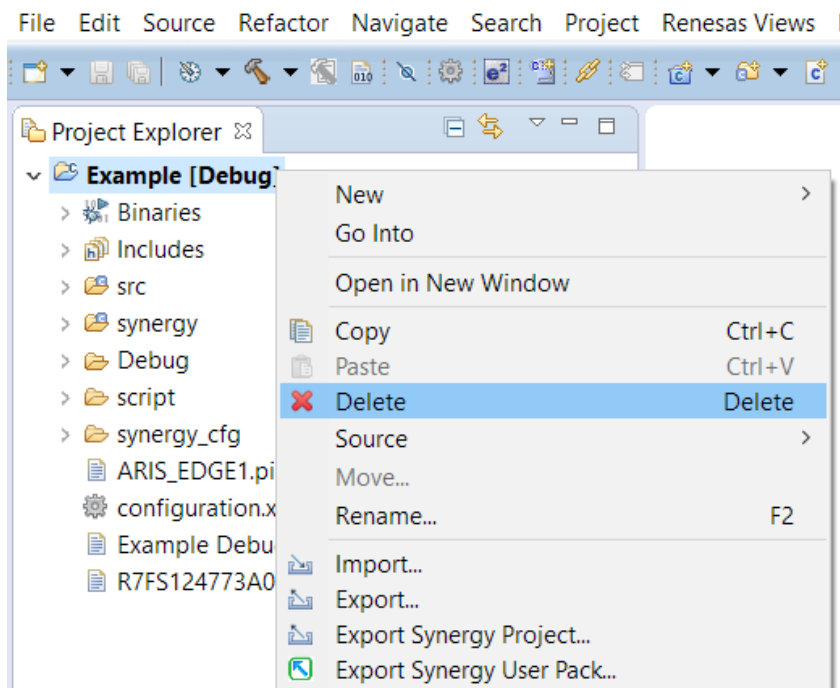
- Close e2Studio, if open.
- Copy the “.pack” file into the folder

`<e2studio_install_dir>\internal\projectgen\arm\Packs`

overwrite potential previous versions.

## 2. Migration procedure of the projects

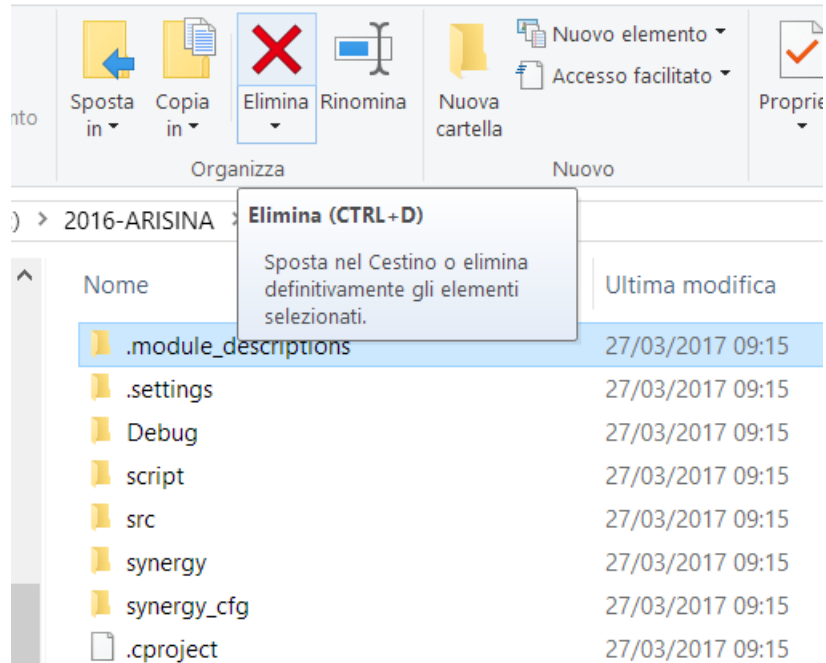
- Open e2Studio and create a new workspace or simply remove project from the previous workspace.



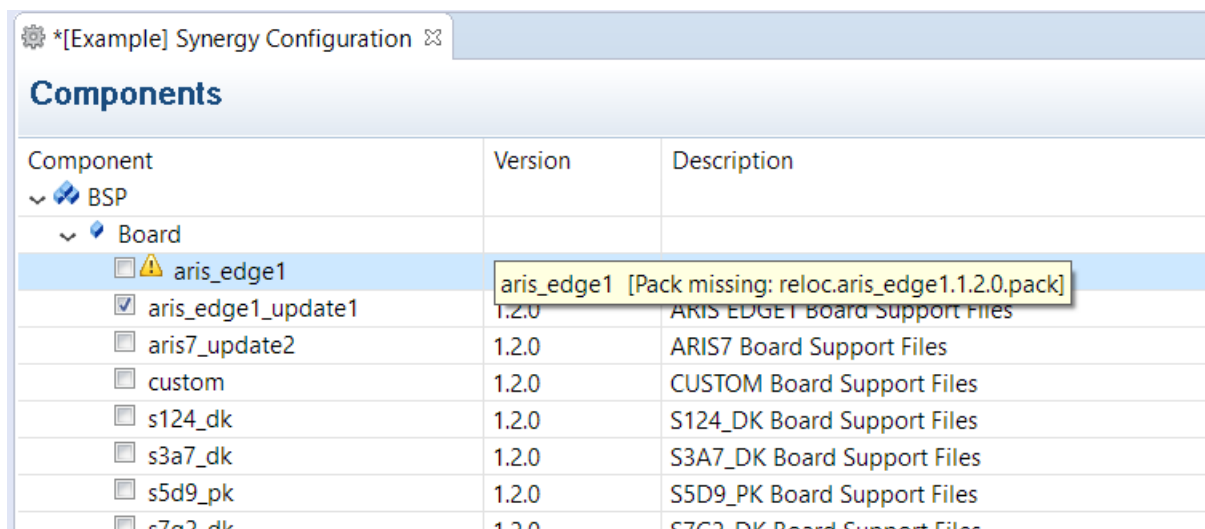
Make sure to **NOT** flag the “Delete project on disk (cannot be undone)” option.

- Close e2studio.

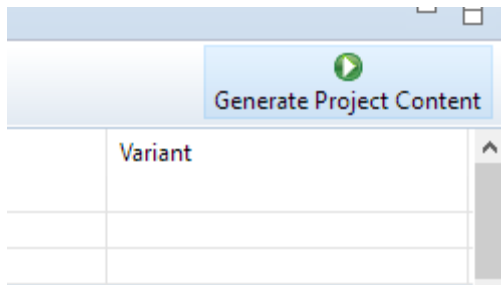
- Delete the “.module\_descriptions” folder in the root directory of the project.



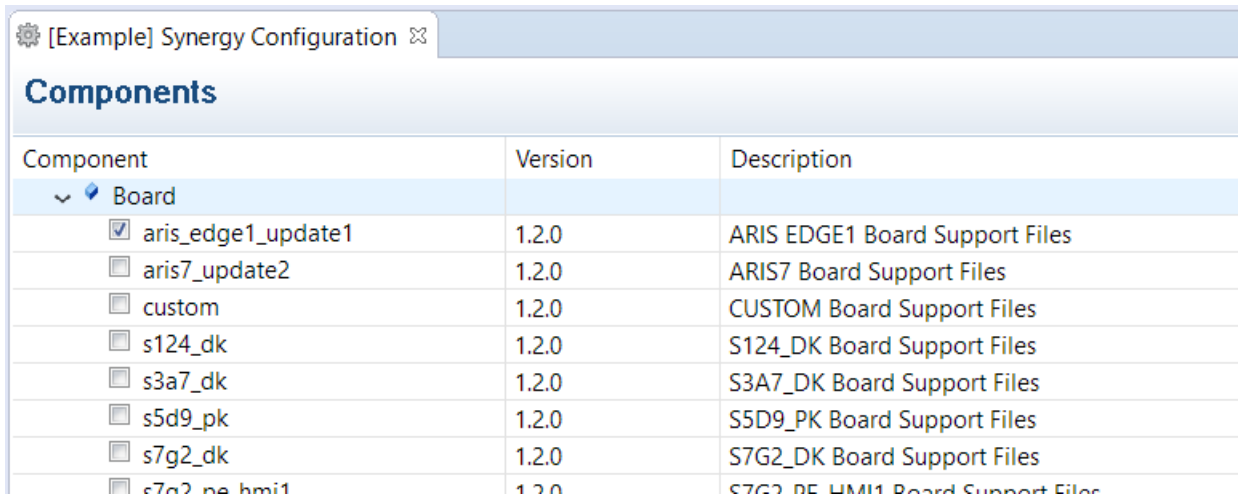
- Import again the project into the e2studio workspace
- Open the “configuration.xml”, select the “Components” tab and change the flagged version of the BSP to the new one, in the example image from “aris\_edge1” to “aris\_edge1\_update1”.



- Generate the project content:



- Save and close the “configuration.xml”. Reopen it and no more warning messages should appear.



The screenshot shows a software window titled "[Example] Synergy Configuration". Below the title bar is a section titled "Components". Underneath is a table with three columns: "Component", "Version", and "Description". The "Component" column is expanded to show a sub-section "Board" with several items, each with a checkbox. The "Version" column contains "1.2.0" for all items. The "Description" column contains descriptions for each board support file.

Component	Version	Description
<input checked="" type="checkbox"/> Board		
<input checked="" type="checkbox"/> aris_edge1_update1	1.2.0	ARIS EDGE1 Board Support Files
<input type="checkbox"/> aris7_update2	1.2.0	ARIS7 Board Support Files
<input type="checkbox"/> custom	1.2.0	CUSTOM Board Support Files
<input type="checkbox"/> s124_dk	1.2.0	S124_DK Board Support Files
<input type="checkbox"/> s3a7_dk	1.2.0	S3A7_DK Board Support Files
<input type="checkbox"/> s5d9_pk	1.2.0	S5D9_PK Board Support Files
<input type="checkbox"/> s7g2_dk	1.2.0	S7G2_DK Board Support Files
<input type="checkbox"/> s7g2_pk_hmi1	1.2.0	S7G2_PK_HMI1 Board Support Files

### 3. BSP Change log

Version	Release Date	Modifications
1.3.0	2017-03-24	<ul style="list-style-type: none"> <li>▪ Changed BSP files version to 1.3.0.</li> </ul>
1.2.0 update1	2017-03-24	<ul style="list-style-type: none"> <li>▪ Pin configuration file set as template so that user will be able to modify it.</li> <li>▪ Changed BSP files version to 1.2.0.</li> </ul>
1.2.0	2017-03-16	<ul style="list-style-type: none"> <li>▪ Initial version for SSP 1.2.0 GOLD.</li> </ul>